

# Melbourne College of Further Education (21340)

## 2021 RTO Performance Summary Report

This report details the **2021** results of the *Student Satisfaction Survey* and from the *Employer Satisfaction Survey*, as well as results from previous years of the surveys (where available). The below overview presents the key Performance Measures across **Student experience**, **Student outcomes**, and **Employer feedback**.

### *Student Satisfaction Survey*












- In 2021, over 57,300 Victorian students across more than 290 Registered Training Organisations (RTOs) participated in the survey. The state-level response rate for Victoria was 43.6%
- In 2021, around 32,700 respondents had completed their training (completers) and around 24,600 left training without completing (early leavers).
- A total of 50 students from Melbourne College of Further Education (21340) participated in the 2021 Student Satisfaction Survey. This is a response rate of 45.0%.
- In 2021, 42 respondents were completers and 8 were early leavers.

### *Employer Satisfaction Survey*

- In 2021, over 9,700 employers of apprentice(s) and trainee(s), took part in the survey. The state-level response rate for Victoria was 37.4%
- A total of 2 employers of apprentice(s) and/or trainee(s) who either completed their training or were still in training at Melbourne College of Further Education (21340) participated in the 2021 Employer Satisfaction Survey. This is a response rate of 66.7%.

## Performance measures

This table provides an overview of the 11 performance measures and is followed by a detailed analysis of these results.

	Melbourne College of Further Education			2021 average
	2021	2020	Trend	Victoria
<b>Student experience</b>				
Proportion of VET students who were satisfied with training provided by Melbourne College of Further Education	100.0% ▲	93.9%		77.3%
Proportion of VET students who reported a positive perception of teaching	92.0% ▼	93.9%		68.1%
Proportion of VET students who reported a positive perception of the assessment process	91.7% ▲	90.9%		70.6%
Proportion of VET students who were satisfied with generic skills and learning experiences	79.6% ▼	82.4%		50.4%
<b>Student outcomes</b>				
Proportion of VET students who achieved their main reason for training	91.8% ▲	85.7%		71.6%
Proportion of VET students with an improved employment status after training	54.5% ▲	35.7%		47.8%
Proportion of VET students who went on to further study at a higher level than their completed training	13.6% ▼	25.8%		17.3%
Proportion of VET students who would recommend Melbourne College of Further Education	95.7% ▲	93.9%		76.6%
<b>Employer feedback</b>				
Proportion of employers who were satisfied with training provided by Melbourne College of Further Education	%	%		75.3%
Proportion of employers who would recommend Melbourne College of Further Education	%	%		73.2%
Proportion of employers who reported improvement in the generic skills of their apprentices and trainees	%	%		53.1%

▲ Higher than previous year ▼ Lower than previous year

# Student experience summary

## Legend

Melbourne College of Further Education ■ 2021 ■ 2020 ● 2021 Victorian average ▲ Higher than previous year ▼ Lower than previous year

Proportion of VET students who were **satisfied with training** provided by Melbourne College of Further Education

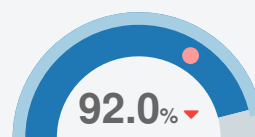


2021 n = 46

This measure is based on the proportion of students who reported that they were "Very satisfied" or "Satisfied" with training provided by the RTO, exclusive of missing items and 'not applicable' responses.

	2019	2020	2021
<a href="#">Overall, how satisfied are you with your training?</a>	86.8	93.9 ▲	100.0 ▲

Proportion of VET students who reported a **positive perception of teaching**

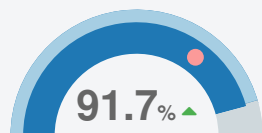


2021 n = 50

This measure is based on the proportion of students who reported that they were "Very satisfied" or "Satisfied" with **all** three components of the question, exclusive of missing items and "Not applicable" responses.

	2019	2020	2021
<a href="#">Clearly taught the subject</a>	92.1	97.0 ▲	96.0 ▼
<a href="#">Understood your learning needs</a>	94.6	100.0 ▲	96.0 ▼
<a href="#">Had current industry experience</a>	97.4	97.0 ▼	94.0 ▼

Proportion of VET students who reported a **positive perception of the assessment process**

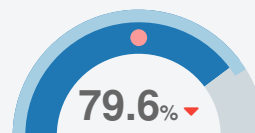


2021 n = 48

This measure is based on the proportion of students who reported that they were "Very satisfied" or "Satisfied" with **all** three components of the question, exclusive of missing items and "Not applicable" responses.

	2019	2020	2021
<a href="#">Clearly outlined to you</a>	97.4	100.0 ▲	95.7 ▼
<a href="#">Appropriate for your studies</a>	97.2	93.9 ▼	93.8 ▼
<a href="#">Carried out as outlined to you</a>	94.6	93.9 ▼	95.8 ▲

Proportion of VET students who were satisfied with **generic skills and learning experiences**



2021 n = 49

This measure is based on the proportion of students who reported that they were "Very satisfied" or "Satisfied" with **all** five components of the question, exclusive of missing items and "Not applicable" responses.

The methodology used to construct this measure was changed in 2021. To allow for comparison, the historical time-series have been revised to be consistent with the 2021 methodology. Consequently, the numbers for 2019 and 2020 are different to the ones reported last year.

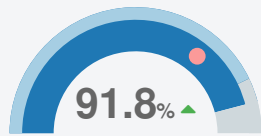
	2019	2020	2021
<a href="#">English writing skills</a>	77.1	93.9 ▲	93.5 ▼
<a href="#">Numerical skills</a>	76.5	86.7 ▲	83.7 ▼
<a href="#">Problem solving skills</a>	86.8	87.9 ▲	93.6 ▲
<a href="#">Team working skills</a>	92.1	91.2 ▼	95.6 ▲
<a href="#">Self-confidence</a>	89.2	90.6 ▲	95.7 ▲

# Student outcomes summary

## Legend

Melbourne College of Further Education ■ 2021 ■ 2020 ● 2021 Victorian average ▲ Higher than previous year ▼ Lower than previous year

Proportion of VET students who **achieved their main reason for training**

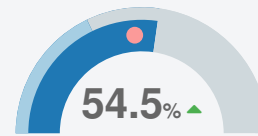


2021 n = 49

This measure is based on the proportion of students who reported they “Strongly Agree” or “Agree” that they achieved their main reason for undertaking training.

	2019	2020	2021
<a href="#">You achieved your main reason for doing the course</a>	85.0	85.7 ▲	91.8 ▲

Proportion of VET students with an **improved employment status after training**



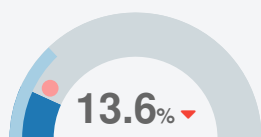
2021 n = 33

This measure is based on student responses to seven questions. Students had an “improved employment status after training” if they were employed before training and afterwards had greater responsibility, a promotion, started a new role, earned more, worked more hours, gained extra skills, completed an apprenticeship/traineeship or set up a business. For those who were unemployed, they had “improved employment status” if they got a job or set up a business.

The response options for this measure were simplified in the 2020 Student Satisfaction Survey. To allow for comparison, the historical time-series have been revised to be consistent with the 2020 methodology. Consequently, the numbers for 2019 are different to the ones reported prior to 2020.

	2019	2020	2021
Proportion of VET students with an improved employment status after training	54.8	35.7 ▼	54.5 ▲

Proportion of VET students who went on to **further study at a higher level** than their completed training

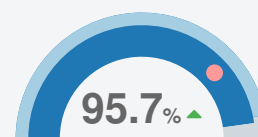


2021 n = 44

Students who commenced another course or further study were asked about the level of the new course. This measure is based on the proportion of students who reported that they were going onto further study at a higher level than the course recorded in their administrative data.

	2019	2020	2021
Proportion of VET students who went on to further study at a higher level than their completed training	15.2	25.8 ▲	13.6 ▼

Proportion of VET students who would **recommend** Melbourne College of Further Education



2021 n = 46

This measure is based on the proportion of students who reported that they were “Very likely” or “Likely” to recommend the RTO to other students.

	2019	2020	2021
<a href="#">How likely would you be to recommend this training organisation to other students?</a>	89.2	93.9 ▲	95.7 ▲

## Employer feedback summary

Results from the *Employer Satisfaction Survey* will only be shown where there are five or more employers of apprentices or trainees who responded to the survey.

### Legend

Melbourne College of Further Education ■ 2021 ■ 2020 ● 2021 Victorian average ▲ Higher than previous year ▼ Lower than previous year

Proportion of employers who were **satisfied with training** provided by Melbourne College of Further Education

Not available in 2021

Proportion of employers who would **recommend** Melbourne College of Further Education

Not available in 2021

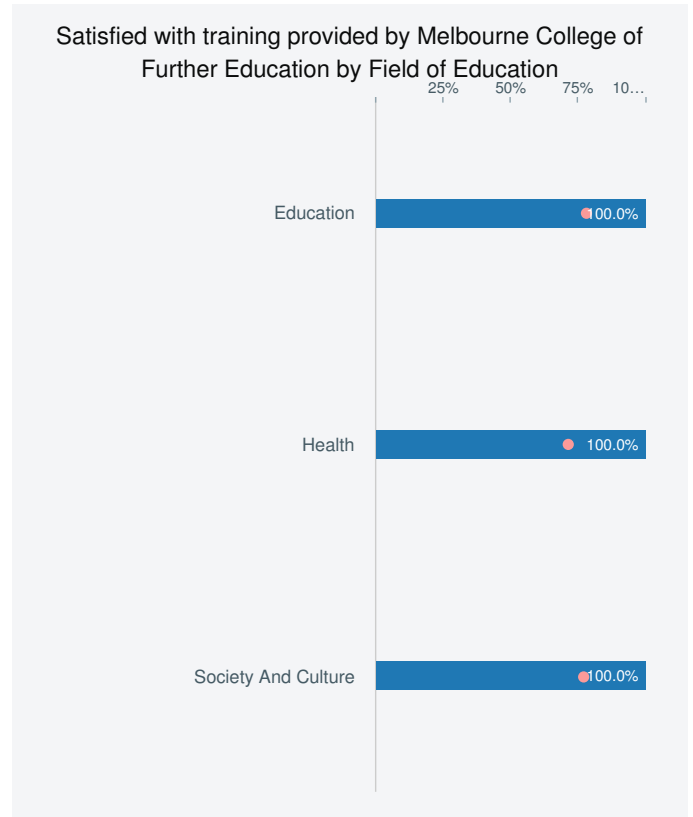
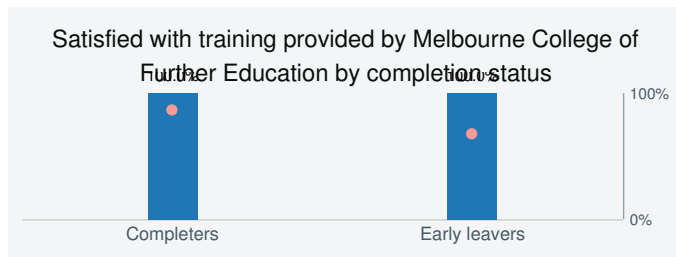
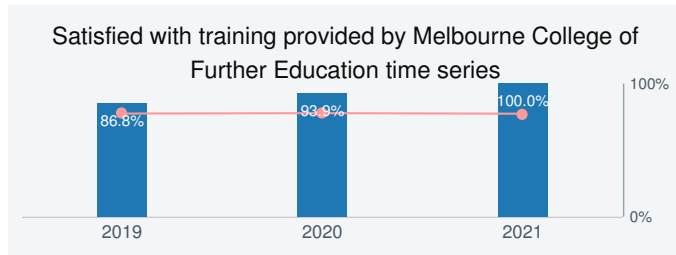
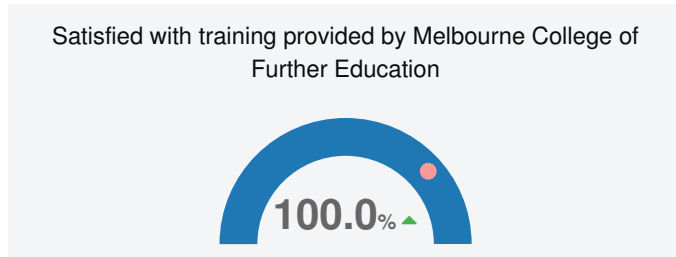
Proportion of employers who reported improvement in the **generic skills** of their apprentices and trainees

Not available in 2021

# Student experience

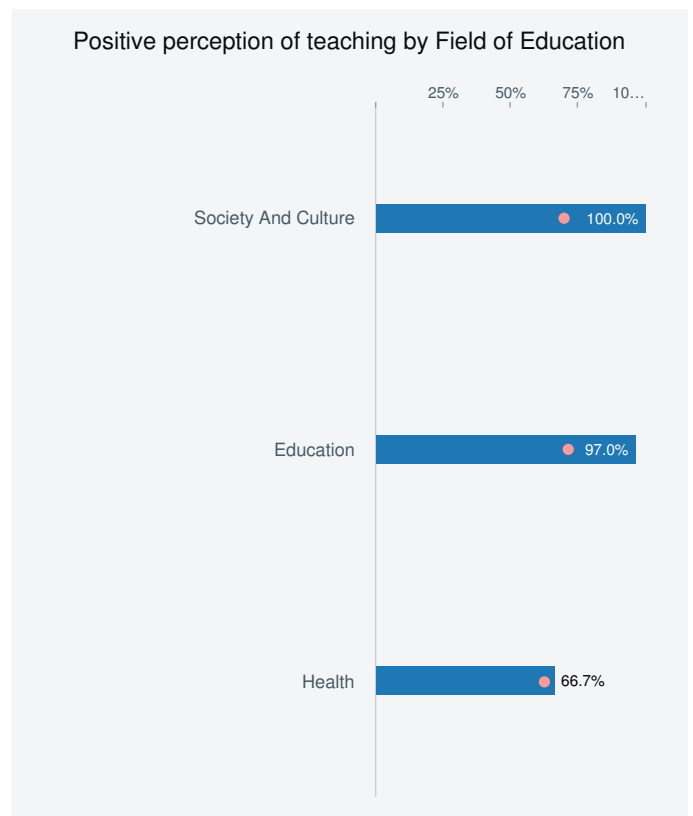
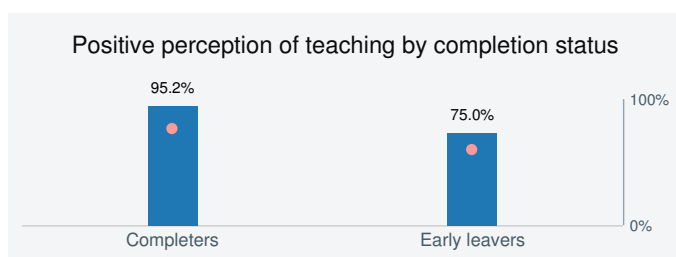
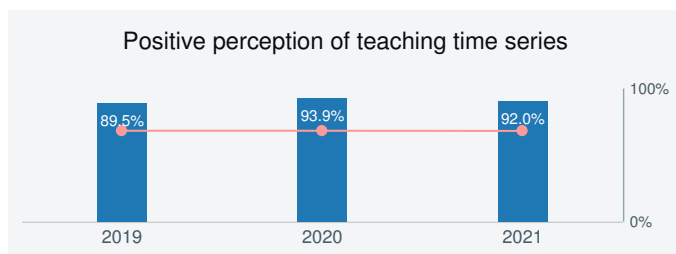
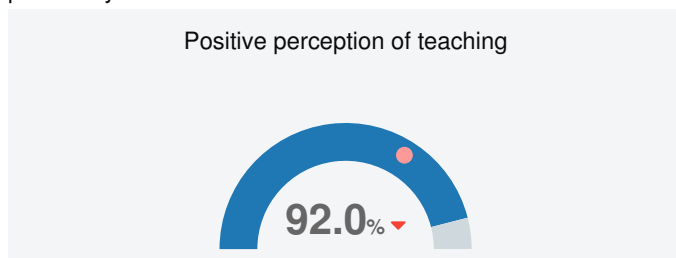
## Proportion of VET students who were satisfied with training provided by Melbourne College of Further Education

Melbourne College of Further Education 2021 2021 Victorian average Higher than previous year Lower than previous year



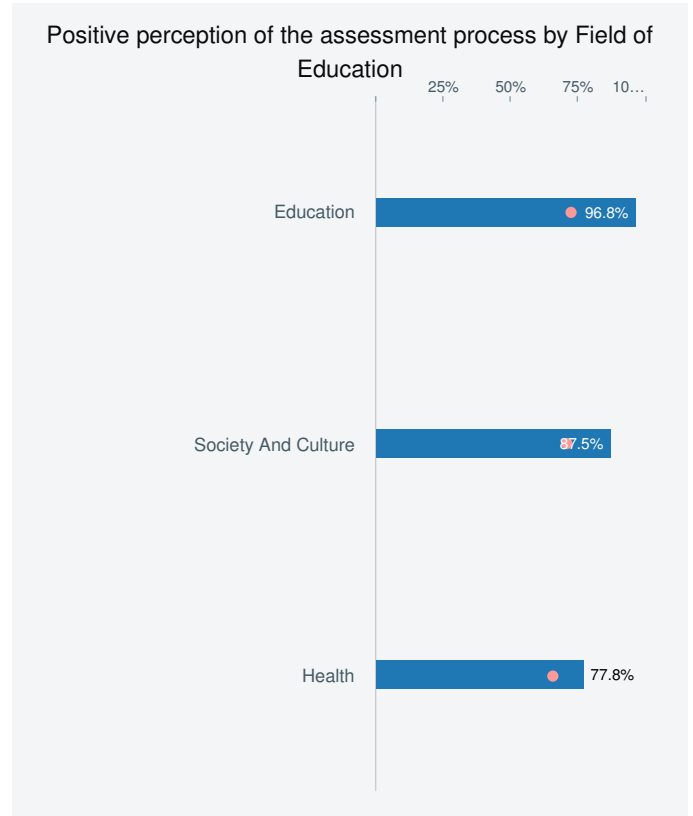
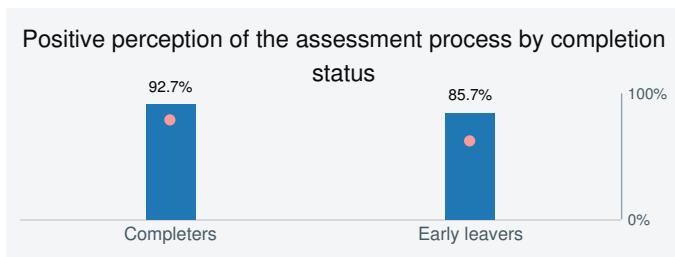
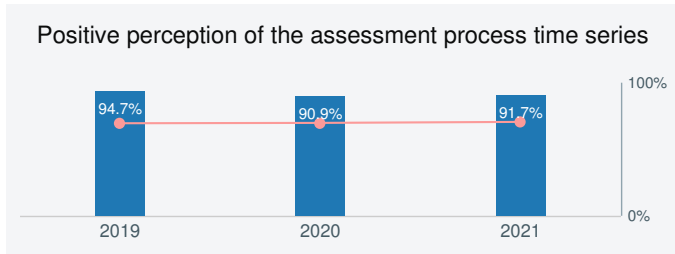
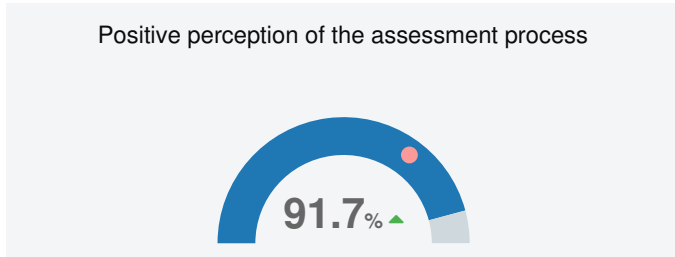
## Proportion of VET students who reported a positive perception of teaching

Melbourne College of Further Education 2021 2021 Victorian average Higher than previous year Lower than previous year



## Proportion of VET students who reported a positive perception of the assessment process

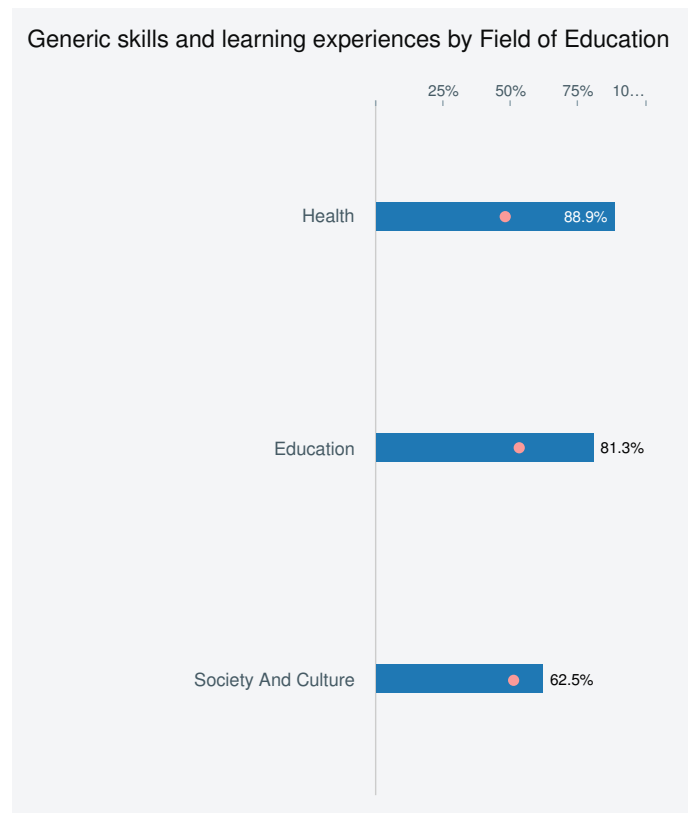
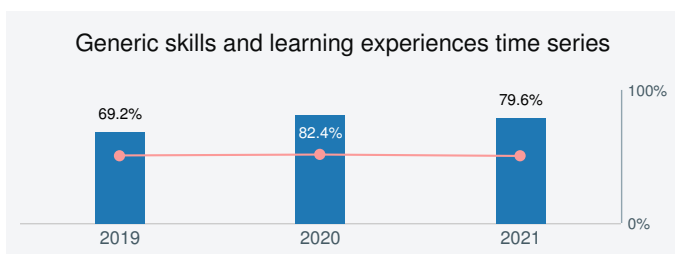
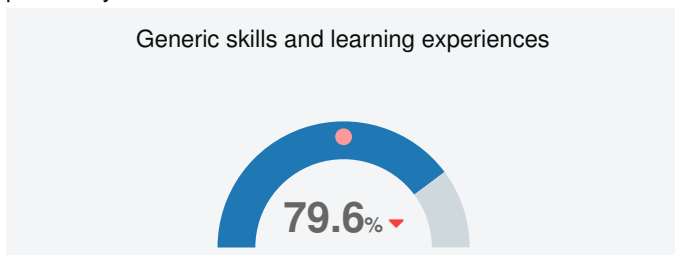
Melbourne College of Further Education ■ 2021 ● 2021 Victorian average ▲ Higher than previous year ▼ Lower than previous year



## Proportion of VET students who were satisfied with generic skills and learning experiences

The methodology used to construct this measure was changed in 2021. To allow for comparison, the historical time-series have been revised to be consistent with the 2021 methodology. Consequently, the numbers for 2019 and 2020 are different to the ones reported last year.

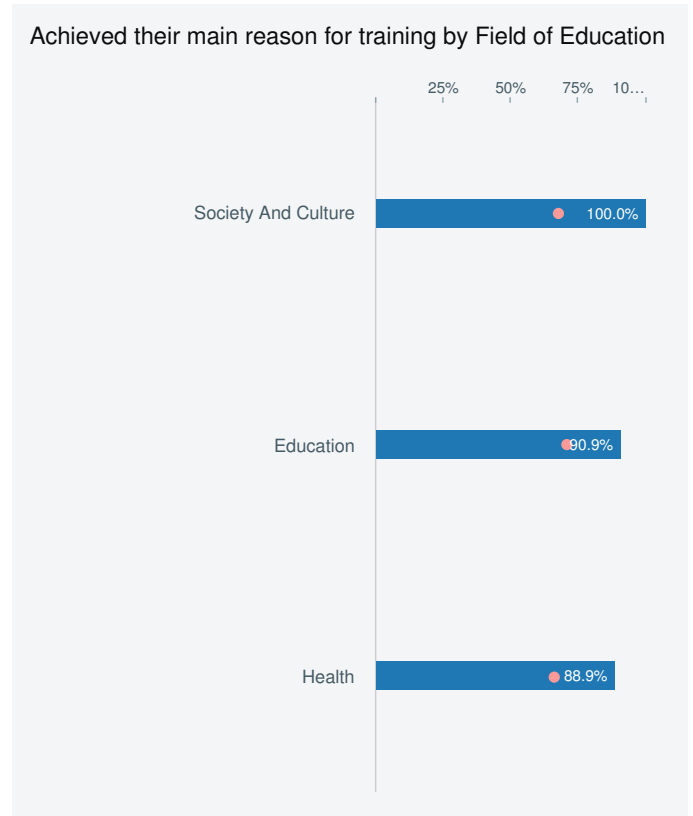
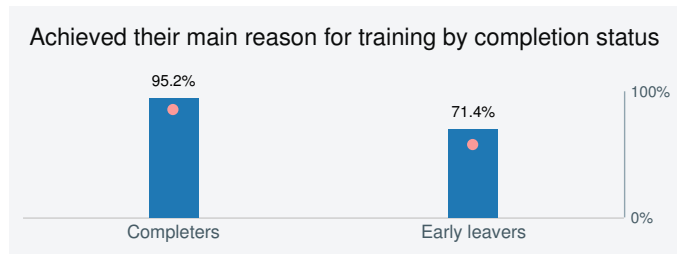
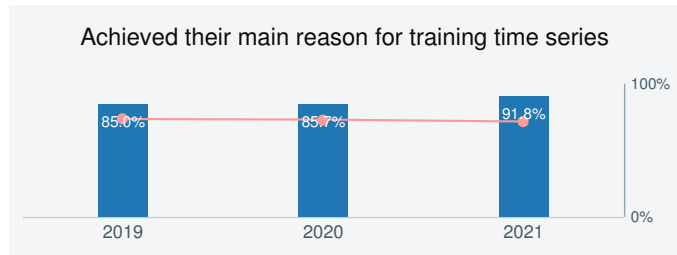
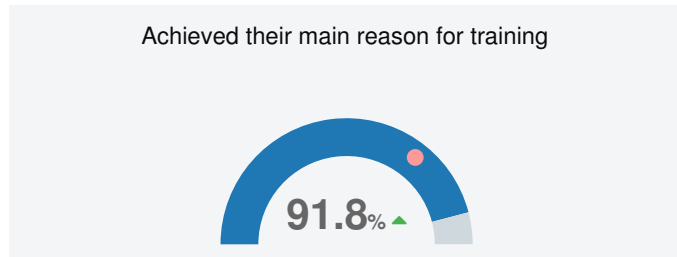
Melbourne College of Further Education ■ 2021 ● 2021 Victorian average ▲ Higher than previous year ▼ Lower than previous year



# Student outcomes

## Proportion of VET students who achieved their main reason for training

Melbourne College of Further Education ■ 2021 ● 2021 Victorian average ▲ Higher than previous year ▼ Lower than previous year

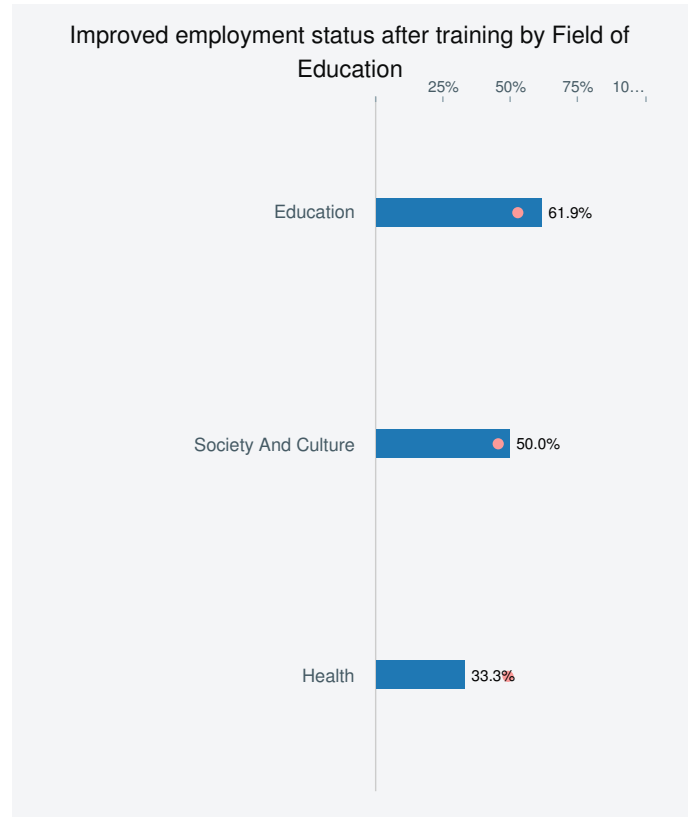
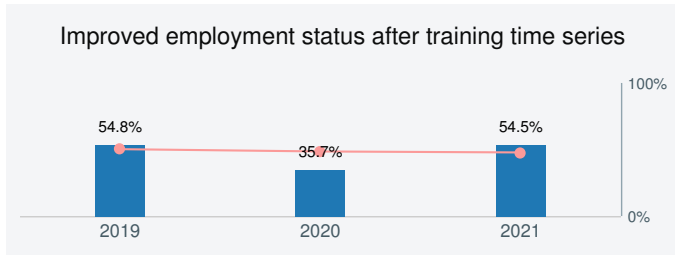
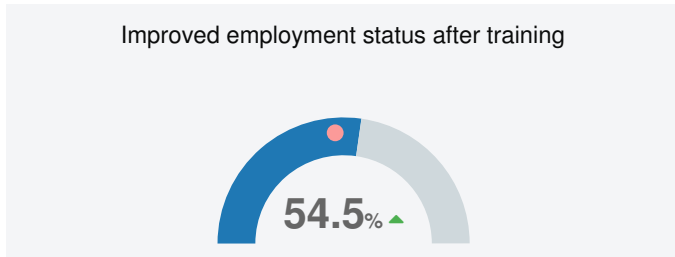




## Proportion of VET students with an improved employment status after training

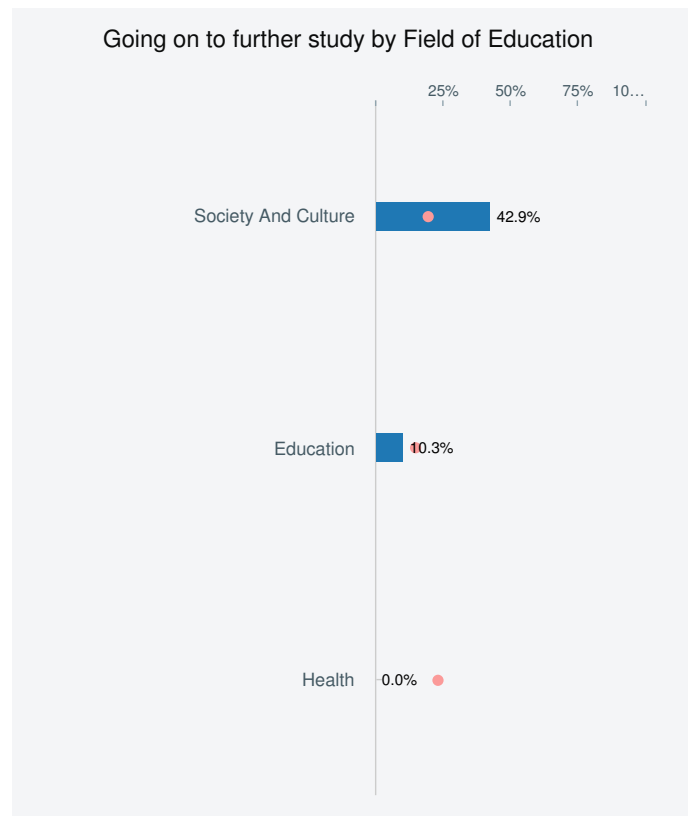
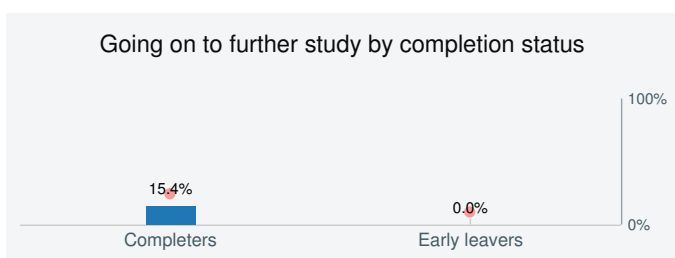
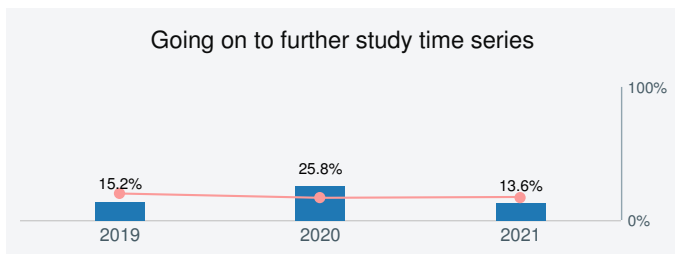
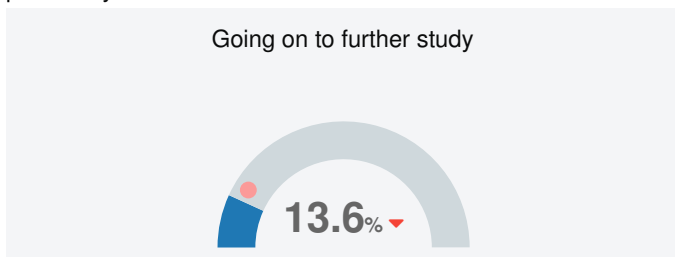
The response options for this measure were simplified in the 2020 Student Satisfaction Survey. To allow for comparison, the historical time-series have been revised to be consistent with the 2020 methodology. Consequently, the numbers for 2019 are different to the ones reported prior to 2020.

Melbourne College of Further Education ■ 2021 ● 2021 Victorian average ▲ Higher than previous year ▼ Lower than previous year



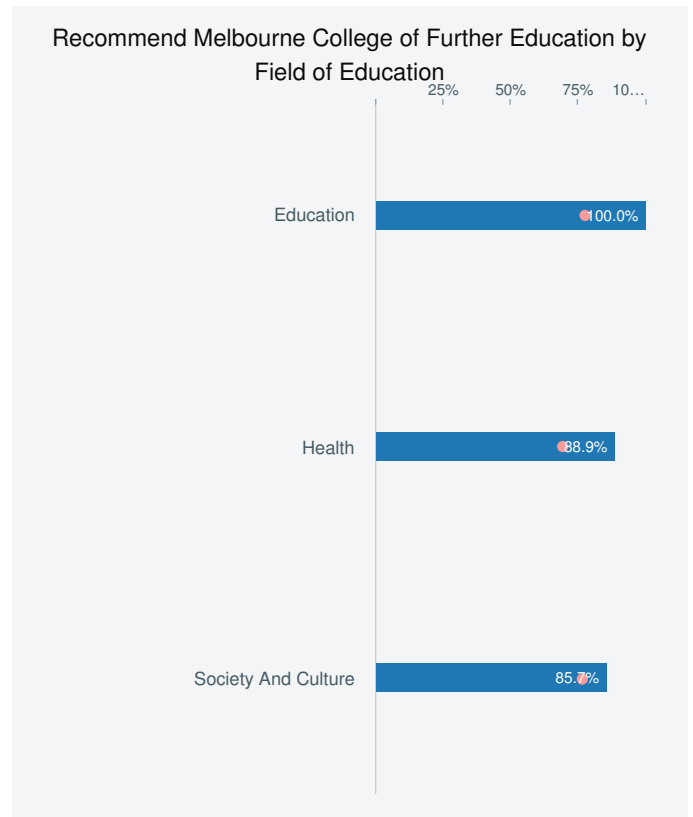
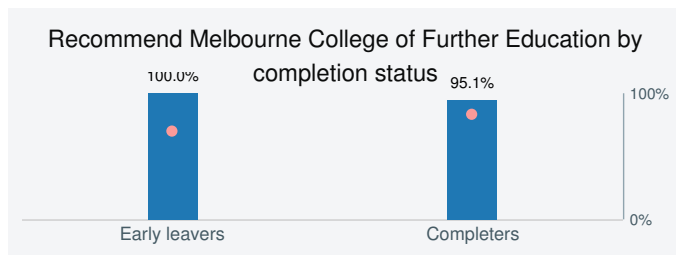
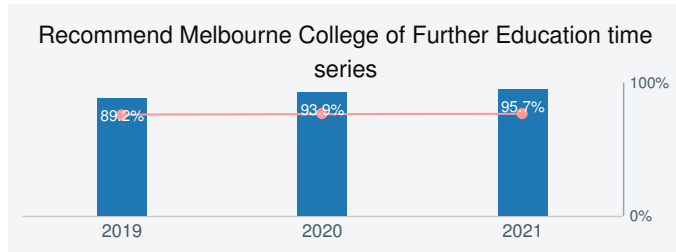
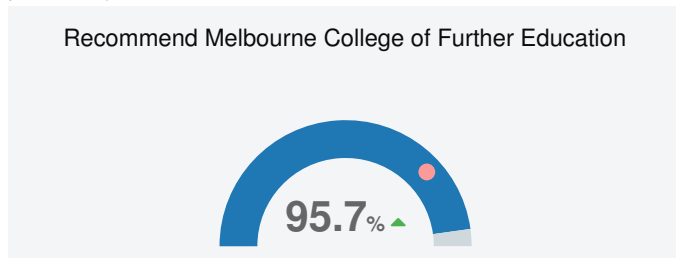
## Proportion of VET students who went on to further study at a higher level than their completed training

Melbourne College of Further Education ■ 2021 ● 2021 Victorian average ▲ Higher than previous year ▼ Lower than previous year



## Proportion of VET students who would recommend Melbourne College of Further Education

Melbourne College of Further Education ■ 2021 ● 2021 Victorian average ▲ Higher than previous year ▼ Lower than previous year



# Employer feedback

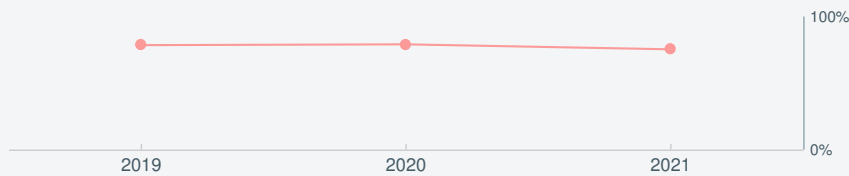
## Proportion of employers who were satisfied with training provided by Melbourne College of Further Education

Melbourne College of Further Education 2021 2021 Victorian average Higher than previous year Lower than previous year

Satisfied with training provided by Melbourne College of Further Education

Not available in 2021

Satisfied with training provided by Melbourne College of Further Education time series



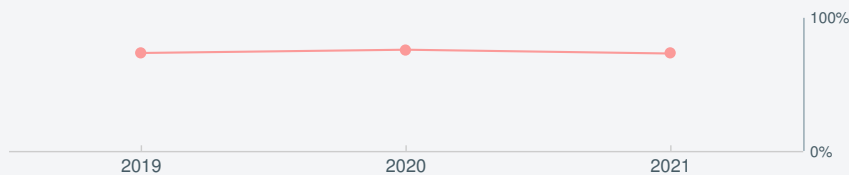
## Proportion of employers who would recommend Melbourne College of Further Education

Melbourne College of Further Education 2021 2021 Victorian average Higher than previous year Lower than previous year

Would recommend Melbourne College of Further Education

Not available in 2021

Would recommend Melbourne College of Further Education time series



## Proportion of employers who reported improvement in the generic skills of their apprentices and trainees

Due to changes in the specification of this measure in the 2020 survey, it cannot be constructed on a comparable basis to 2019 and 2021. As such, the measure and its underlying components are not presented for 2020.

Melbourne College of Further Education 2021 2021 Victorian average Higher than previous year Lower than previous year

Improvement in generic skills

Not available in 2021

Improvement in generic skills time series

